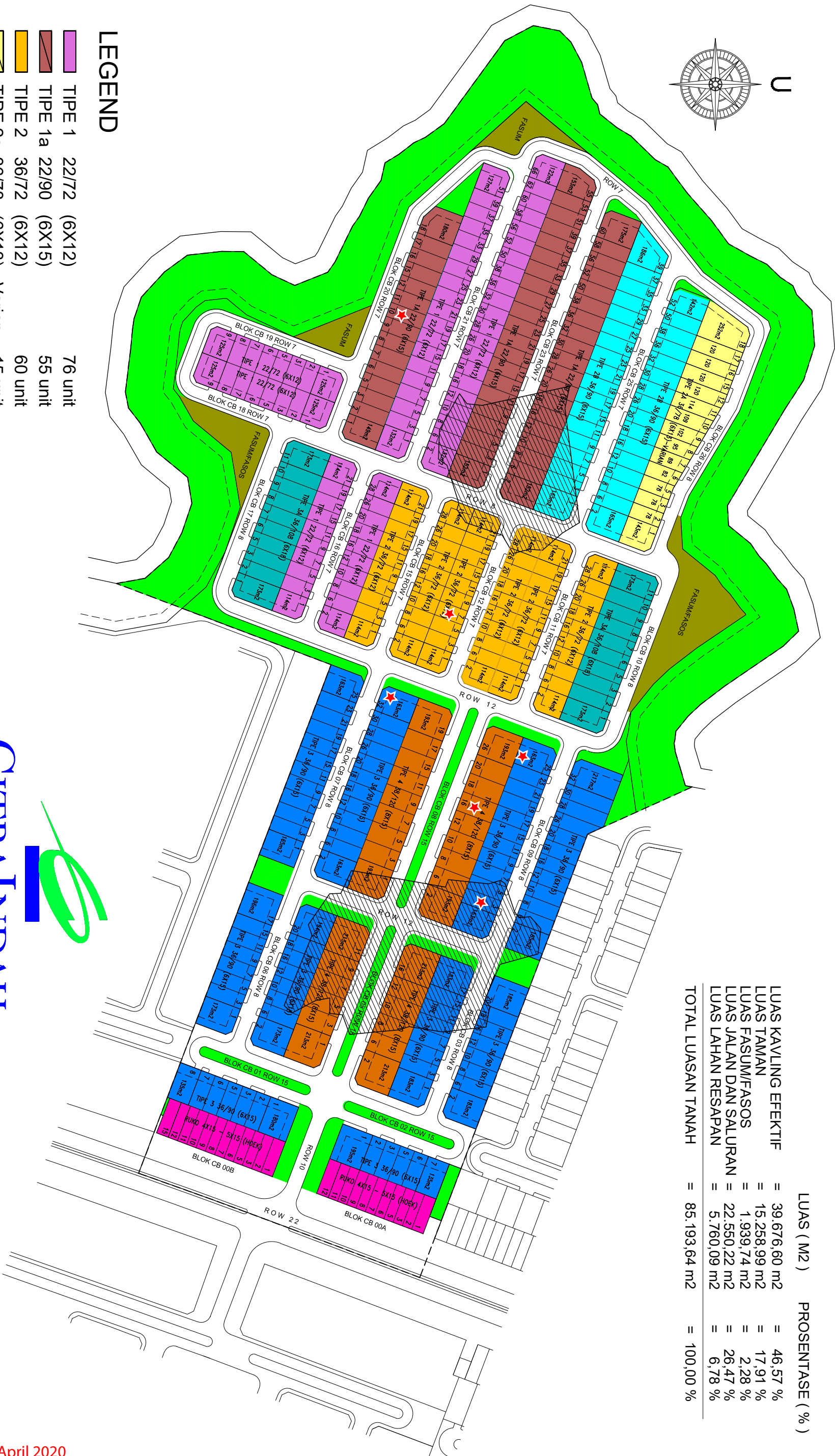




U



LEGEND

	TIBE 1	22/72 (6X12)	76 unit
	TIBE 1a	22/90 (6X15)	55 unit
	TIBE 2	36/72 (6X12)	60 unit
	TIBE 2a	36/78 (6X13) - Varian	15 unit
	TIBE 2b	36/90 (6X15)	34 unit
	TIBE 3	36/90 (6X15) - Varian	93 unit
	TIBE 3a	36/108 (6X18)	20 unit
	TIBE 4	38/120 (8X15)	30 unit
	TOTAL		383 unit
	RUKO 4 X 15 & 5 X 15 (HOEK)		23 unit
	FASUM / FASOS		
	HIJAU		

	LUAS (M2)	PROSENTASE (%)
LUAS KAWLING EFEKTIF	= 39.676,60 m2	= 46,57 %
LUAS TAMAN	= 15.258,99 m2	= 17,91 %
LUAS FASUM/FASOS	= 1.939,74 m2	= 2,28 %
LUAS JALAN DAN SALURAN	= 22.550,22 m2	= 26,47 %
LUAS LAHAN RESAPAN	= 5.760,09 m2	= 6,78 %
TOTAL LUASAN TANAH	= 85.193,64 m2	= 100,00 %



CITRA INDAH
TIMUR CIBUBUR

Bukit Terata

Update stock 15 April 2020